

REPORT ON ANALYSIS OF STUDENTS' FEEDBACK , PARENTS' FEEDBACK , TEACHERS' FEEDBACK AND ALUMNI FEEDBACK

ACADEMIC SESSION: 2022-23

**Bharati College
(Delhi University)**



Feedback Conducted by
Feedback Committee(IQAC)

STUDENT FEEDBACK

Survey Details

Period of Survey : **Academic Session 2022-2023**

No of Courses on which

survey was conducted : **13**

Total No of responses obtained

and analysed : **1008**

Introduction:

In continuation of our regular process of collecting Feedbacks from students, the Feedback Coordination Committee of Bharati College has collected and analysed Students' Feedback for the Academic year 2022-23.

Objective of the survey:

The primary objective of the "Students Feedback" survey is to evolve the teaching –learning atmosphere in the college. Through this study the college will try to achieve the following objectives-

- a) To find and fix the various shortfalls in terms of infrastructural facilities provided to the students by the institution.
- b) To find out any shortcomings in the academic and administrative environment which includes- course curriculum, evaluation process, teaching learning process, accessibility of human resource etc.
- c) To initiate a path to improvement after deliberating on the analysis done after survey.
- d) To improve/strengthen on the positive aspects of the institution to take the institution to a new height.

Population of the Survey:

The population of the study is consisted of students from all semesters across 13 courses which broadly includes both arts and science stream . A sample of 20-30 students from each class are surveyed. Total no of responses obtained is 1008 for the study.

Methodology Adopted:

Students are selected randomly from each class by the feedback committee and the feedback form was consisted of 10 number of questions. The questions provided to them have multiple answers from which they have to select only one. Students have to put on Date and Class of study without mentioning their name anywhere in the form. The Feedback Coordination Committee helped the teachers in the entire process of collecting Feedback from the students.

Results of the Analysis of Data: (order of their placement in the the Feedback Form is different)

1. Details of courses which were studied

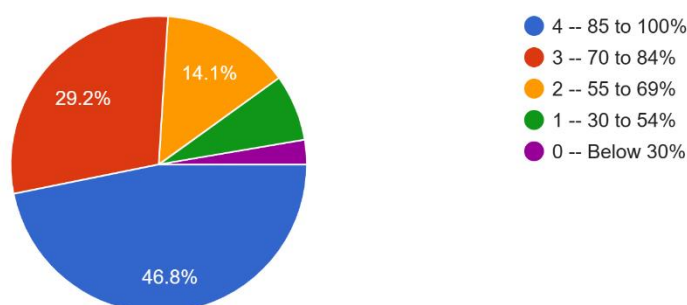
Name of the course	Percentage of students participated in the survey
BA Programme and B.Com Programme	31
B.Com Hons	7
B.A Hons. and B.Sc Hons.	62

Conclusion- Most responses were obtained from different hons. courses and the programme courses. B.Com(H) participated least.

2. Syllabus Covered

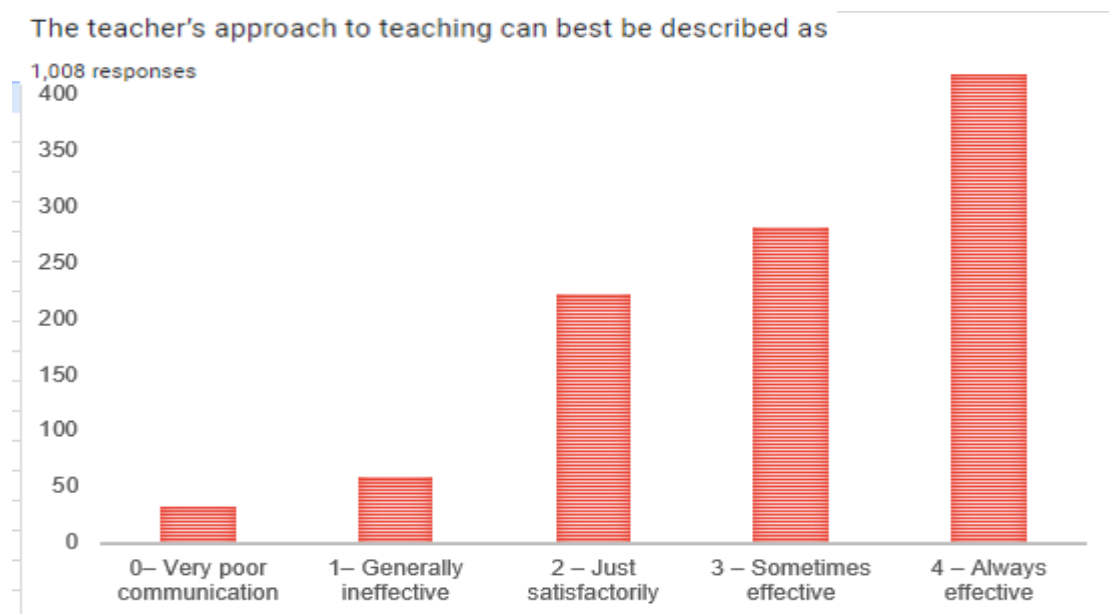
How much of the syllabus was covered in the class?

1,008 responses



Conclusion: More than half of the population suggested that the syllabus is covered during the semester.

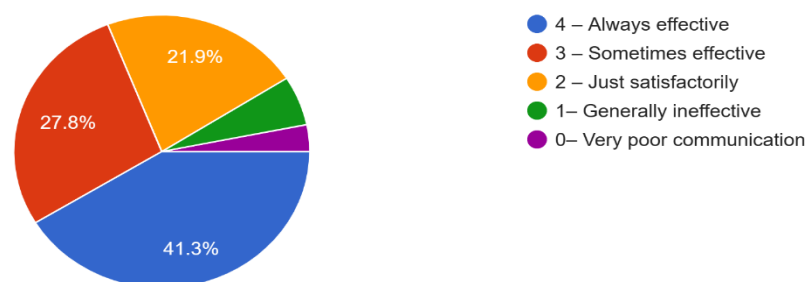
3. Preparedness of Teachers



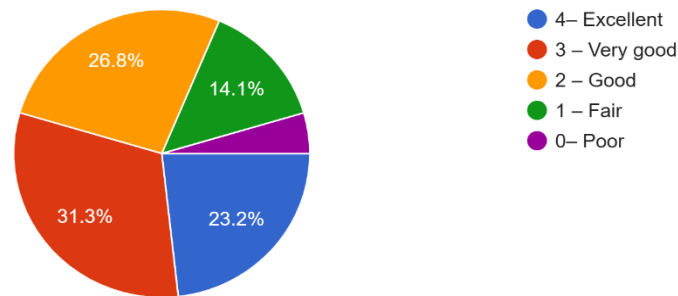
Conclusion: Around 57 % students are satisfied by the approach followed by the teachers in the class.

How well were the teachers able to communicate?

1,008 responses



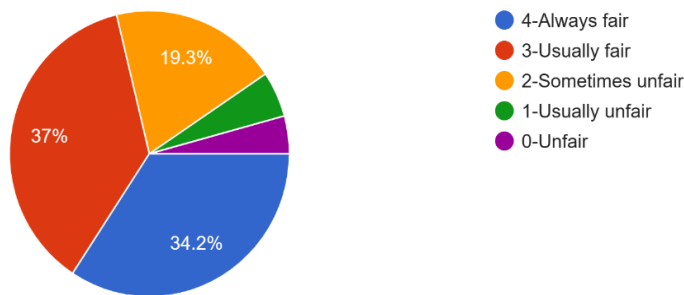
The teacher's approach to teaching can best be described as
1,008 responses



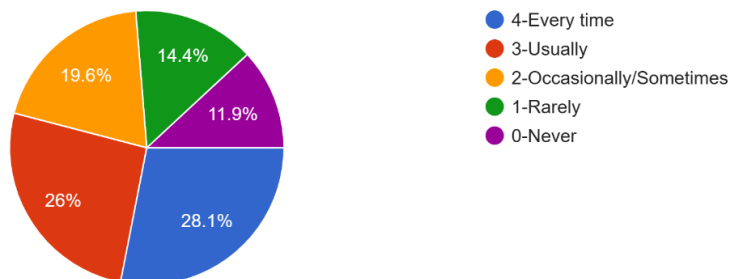
Conclusion: In most of the above parameters, teachers have been doing fairly well in terms of communication in the class and methodology adopted is in sync with students expectation.

4. Evaluation Process

Fairness of the internal evaluation process by the teachers.
1,008 responses



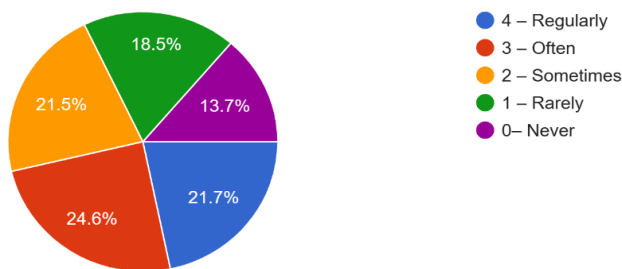
Was your performance in assignments discussed with you?
1,008 responses



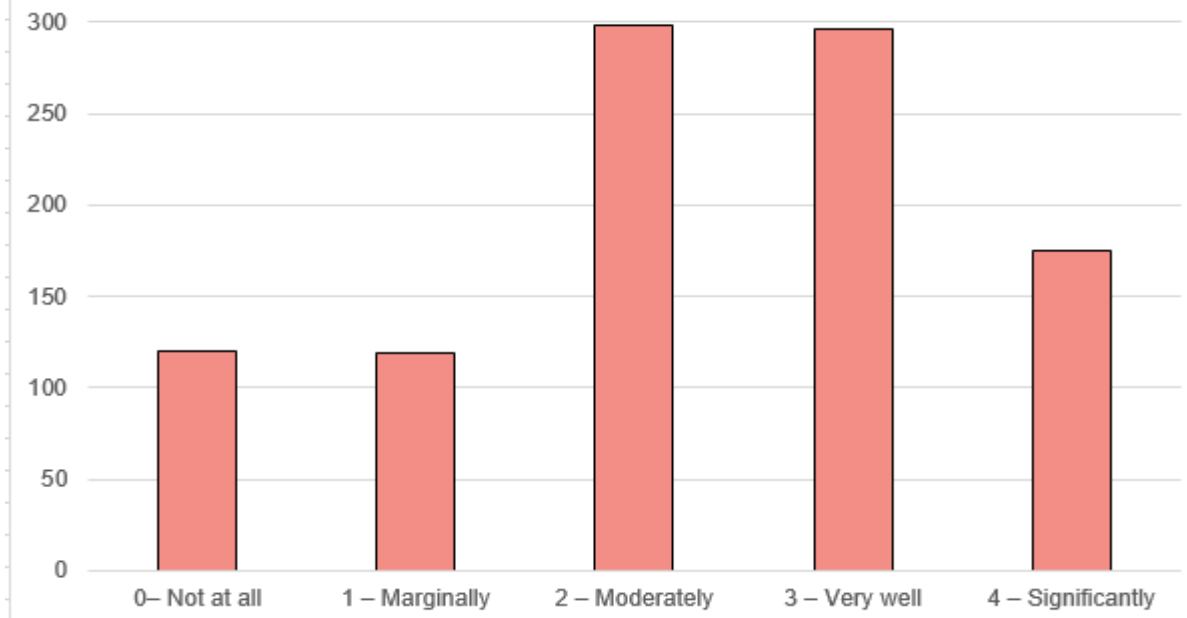
Conclusion : Around one third of the population believed in fair evaluation process, however one third still believes that the process can be improved to have more fairer evaluation.

5. Initiatives taken by Institution

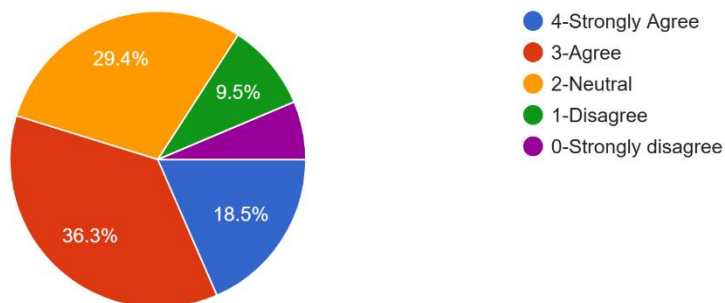
The institute takes active interest in promoting internship, student exchange, field visit opportunities for students.
1,008 responses



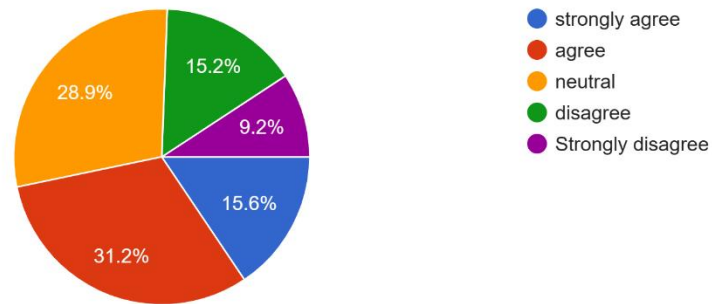
The teaching and mentoring process in your institution facilitates you in cognitive, social and emotional growth.
1,008 responses



The institution provides multiple opportunities to learn and grow.
1,008 responses



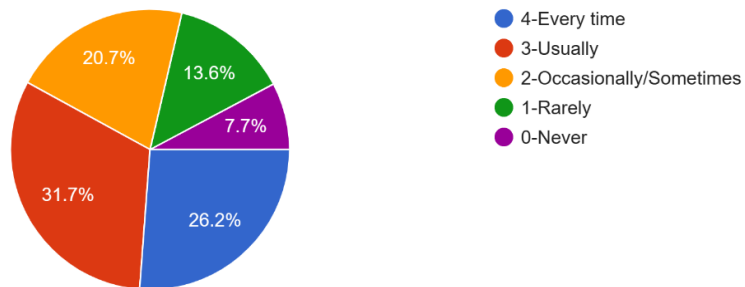
Institution takes active interest in promoting internships, field visit and placement opportunities
1,008 responses



Conclusion: Approximately 40-45% students agree that institution has been taking active interest in arranging various activities , placement opportunities, providing multiple opportunities and promoting internships.

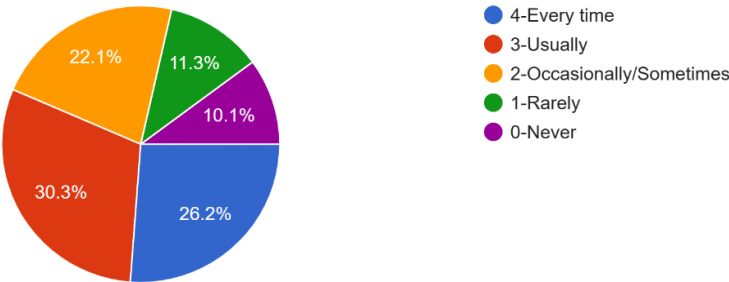
6.Effectiveness of Mentors/Teachers

Teachers inform you about your expected competencies, course outcomes and programme outcomes.
1,008 responses



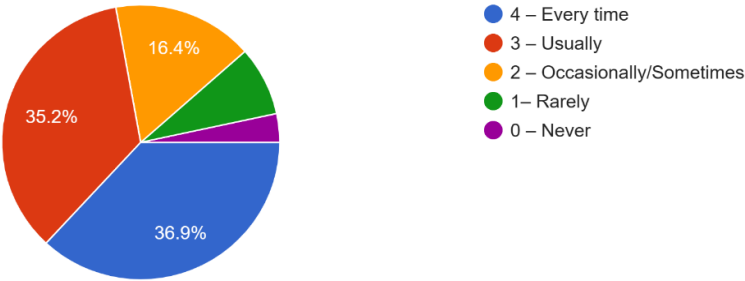
Your mentor does a necessary follow-up with an assigned task to you.

1,008 responses



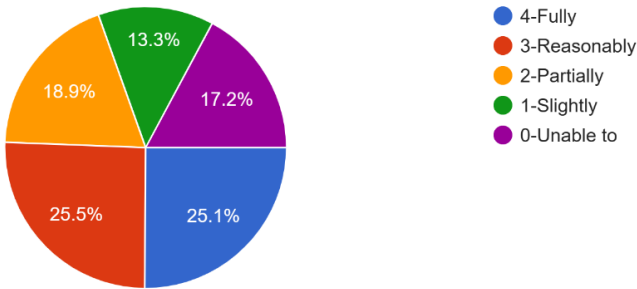
The teachers illustrate the concepts through examples and applications

1,008 responses



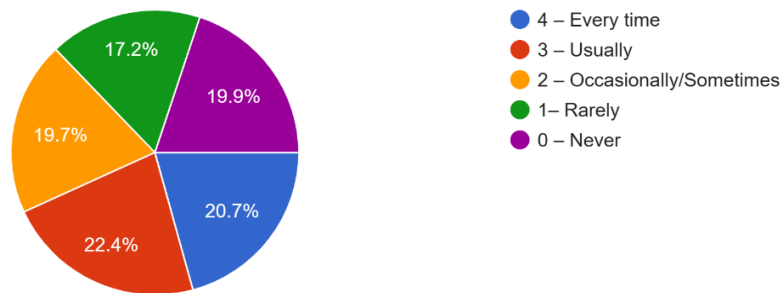
The teachers identify your strengths and encourage you with providing right level of challenges.

1,008 responses



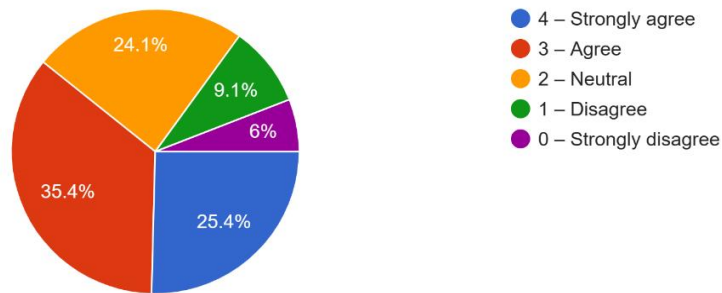
Teachers are able to identify your weaknesses and help you to overcome them.

1,008 responses



Teachers encourage you to participate in extracurricular activities.

1,008 responses



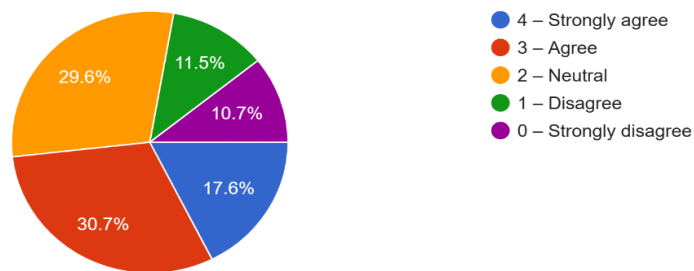
Conclusion: In most of the above parameters, it is found that around 50 % of the population either strongly agree or agree that they can overcome their weaknesses and identify their strength with the help of their teachers.

Apart from this, 30 % of the students felt that teachers take special initiatives and follow up with the students.

7. Effectiveness and participation by the institution

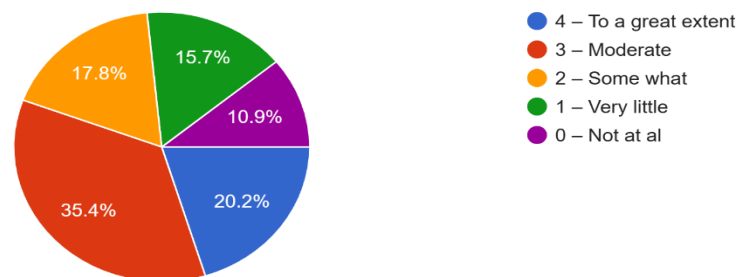
The institution makes effort to engage students in the monitoring, review and continuous quality improvement of the teaching learning process.

1,008 responses



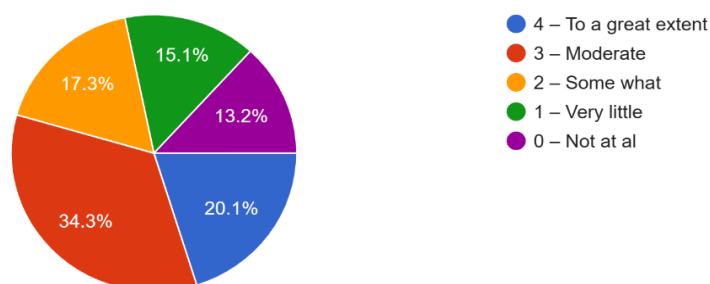
The institute/ teachers use student centric methods, such as experiential learning, participative learning and problem solving methodologies for enhancing learning experiences.

1,008 responses



Efforts are made by the institute/teachers to inculcate soft skills, life skills and employability skills to make you ready for the world of work

1,008 responses

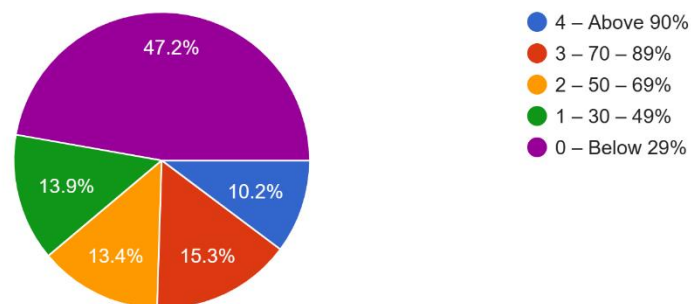


Conclusion: 40% of the population agrees that institution as a whole takes special interest in various fields like employability , monitoring of teachers, and also works on problem solving methods extensively.

8. Use of interactive methods by teachers

What percentage of teachers use ICT tools such as LCD projector, Multimedia, etc. while teaching.

1,008 responses

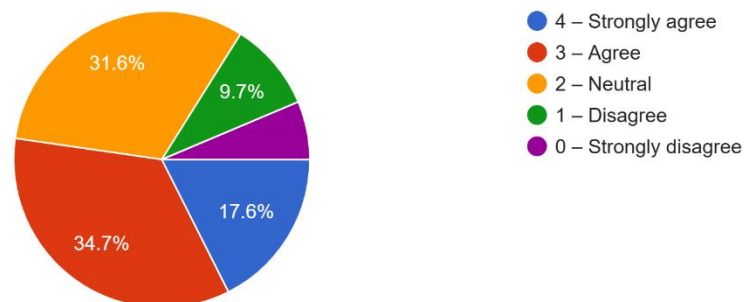


Conclusion : So far not much courses are using ICT tools, however around one third population think the usage is around 50%. Around half of the population also believe that around one fourth of the teachers are using it quite often.

9. Effectiveness of teaching learning process

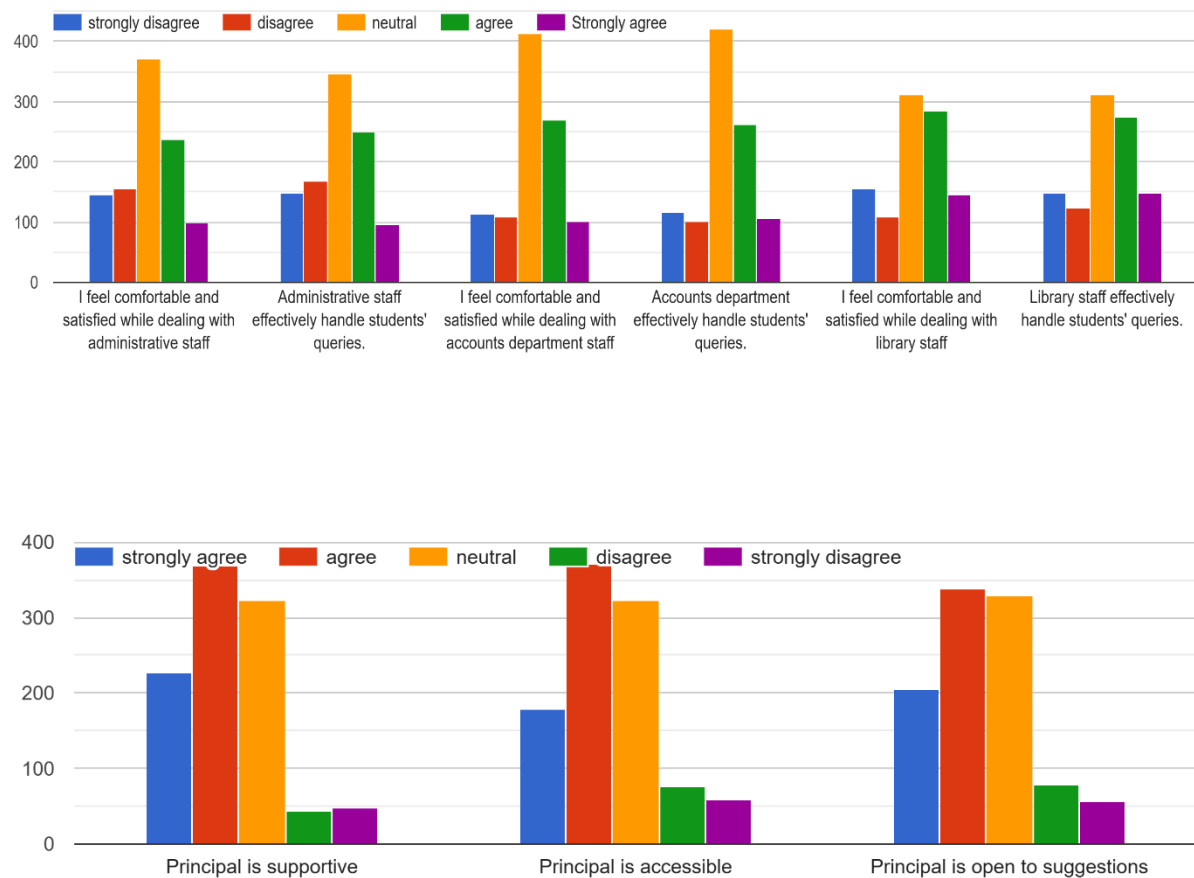
The overall quality of teaching-learning process in your institute is very good.

1,008 responses



Conclusion: Most students are either agreeing or they are neutral as far as quality of teaching learning process is concerned.

10 . Infrastructure/Admistration/Principal's Support



Conclusion: Most of the students find principal and administrative staff accessible and supportive.

Report of Parents Feedback Analysis for the Academic Year 2022-2023

Bharati College (DU) is an constitute college of Delhi University with the mission to provide guidance, identifying the talents and dreams of thousands of young girls. This puts a responsibility on the institution for enhancing talents and helping them to become successful professionals. Parents play a key role in their development hence their support and suggestion becomes very vital in achieving the target. Feedback from parents allows the institution to evaluate the atmosphere to bprovide better learning process. Their involvement puts an emphasis on quality assurance of excellent education.

Like every year, at the end of semester feedbacks are taken from the parents of IIInd year and IIIrd year students. The circulation and collection of feedback forms was done by Feedback Committee under the guidance of IQAC.

Objectives:

The feedback form mainly had three objectives:

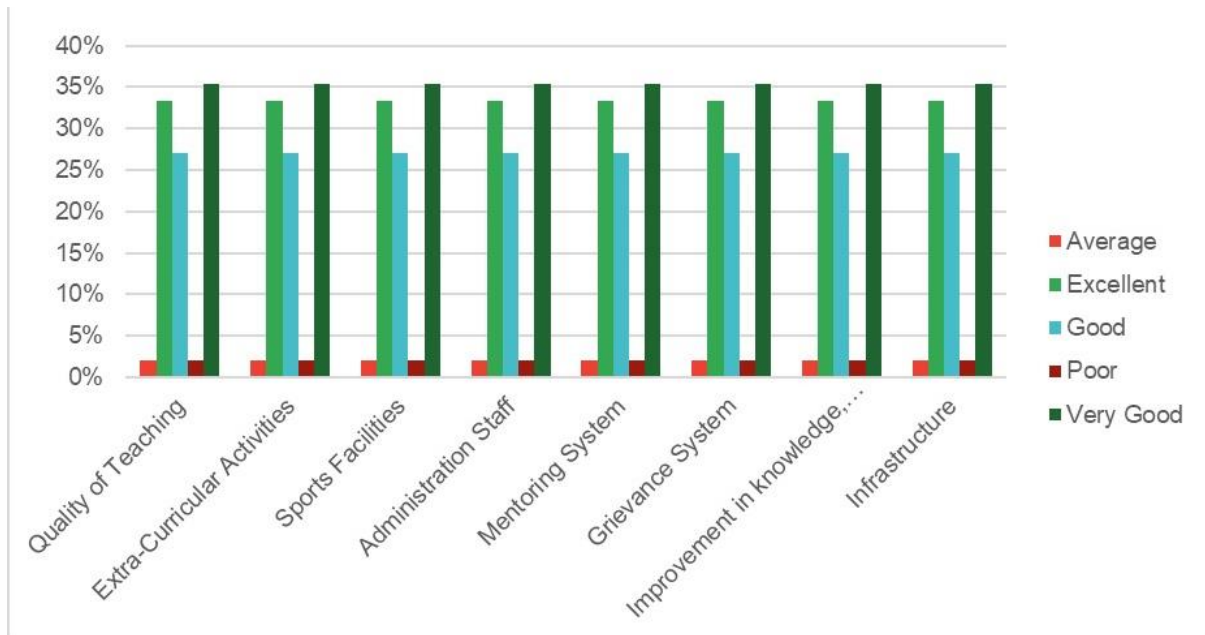
1. It provides an opportunity to comment on quality of their child's learning experience.
2. It helps to asses the success of provisions by the institute.
3. It helps to understand the feedback for academicians to improve delivery of the content/curriculum.

Focus Areas of the feedback form:

The feedback form mainly focusses on the following area:

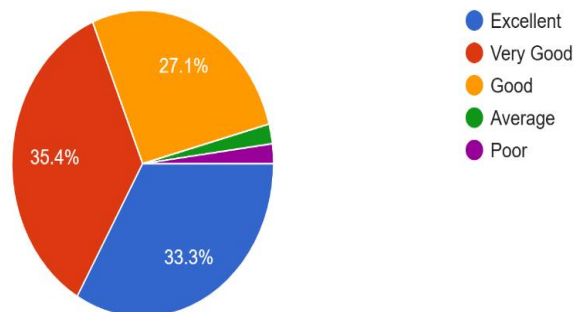
1. Infrastructure provided by the college.
2. Opinion about Mentoring Process
3. Grievances handled
4. Support of Administration
5. Sports Facilities
6. Extra-Curricular Activities conducted by College
7. Quality of teaching
8. Discipline

Feedback Analysis for Academic Year 2022-2023

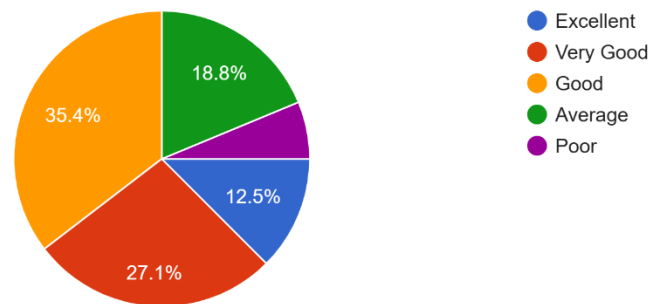


The above graph clearly indicates a great level of satisfaction among parents. Approx. 65% parents are happy with quality of teaching. 60% staff is more than happy with the administrative support provided by the college. Mentoring system is found to be great by around three fourth parents. More than 65% of the parents found a reasonable improvement in their child's knowledge. The quality of infrastructure is found to be good by around 70 % of the parents.

Quality of Teaching
48 responses



Infrastructure
48 responses

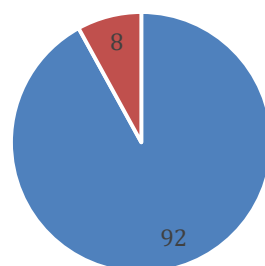


Final Conclusion:

In order to get an overall conclusion of parents feedback on the scale of satisfaction and dissatisfaction, excellent to average are clubbed under satisfied parents.

Overall percentage of Satisfaction of Parents	92
Percentage pf Dissatisfaction of Parents	8

Distribution of satisfied and dissatisfied parents



- Overall percentage of Satisfaction of Parents
- Percentage pf Dissatisfaction of Parents

Analysis and outcomes:

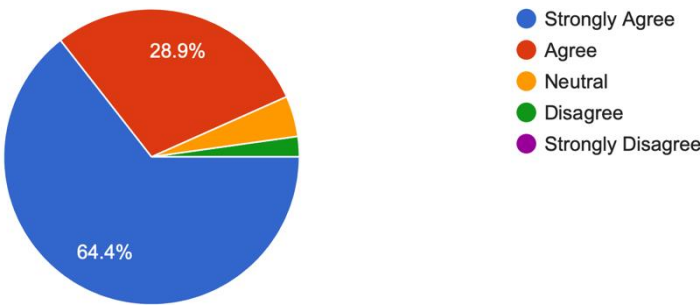
1. Parents are satisfied with the learning experience given by college.
2. Parents are more than happy by mentoring system and extracurricular activities.
3. Parents are reasonably satisfied with the infrastructure and support provided by administrative staff.

Teachers Feedback Analysis

This survey compiles valuable feedback from 45 teachers at Bharati College, providing a comprehensive overview of their perspectives on various aspects of the institution and its administration. As educators play a pivotal role in shaping the academic environment, their insights offer valuable glimpses into the strengths and areas for improvement within the college. The diverse responses gathered through this survey shed light on teachers' perceptions of factors such as infrastructure, administrative efficiency, teaching methodologies, and the overall atmosphere at Bharati College.

This collective feedback aims to contribute to a better understanding of the institution's dynamics and inform potential enhancements for an even more conducive learning environment.

I have a sense of ownership with the college
45 responses



Analysis of Sense of Ownership with the College:

Overall Overview:

- **Strongly Agree:** 64.4%
- **Agree:** 28.9%
- **Neutral:** 4.4%
- **Disagree:** 2.3%

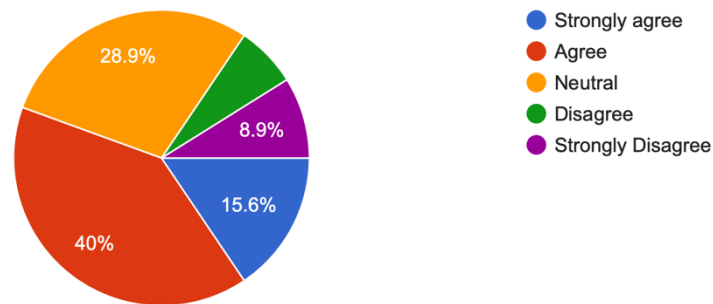
Key Insights:

Most respondents, 64.4%, strongly agree that they have a sense of ownership with the college.

Another 28.9% agree, indicating a generally positive sentiment toward the sense of ownership. Most individuals have a clear stance on their sense of ownership.

The air-conditioners, computers, projectors, laptops, blowers ,hot case and other devices of the college function properly and are well maintained.

45 responses



"The air-conditioners, computers, projectors, laptops, blowers, hot case, and other devices of the college function properly and are well maintained."

- **Agree: 40%**
- **Strongly Agree: 15.6%**
- **Neutral: 28.9%**
- **Disagree: 6.6%**
- **Strongly Disagree: 8.9%**

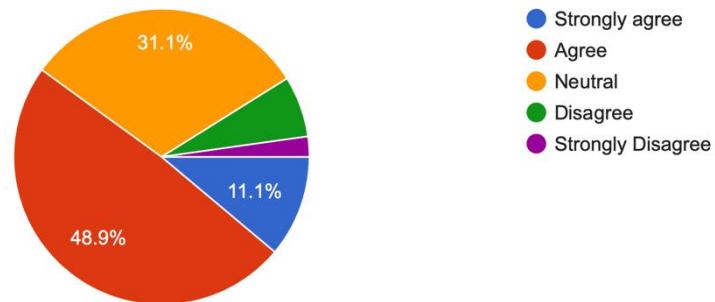
Insights:

The combined percentage of respondents who strongly agree or agree is 55.6%, indicating a majority expressing satisfaction with the condition and functionality of college devices.

About 15.5% express concerns or dissatisfaction.

Canteen serves good quality food and beverages

45 responses



"Canteen serves good quality food and beverages."

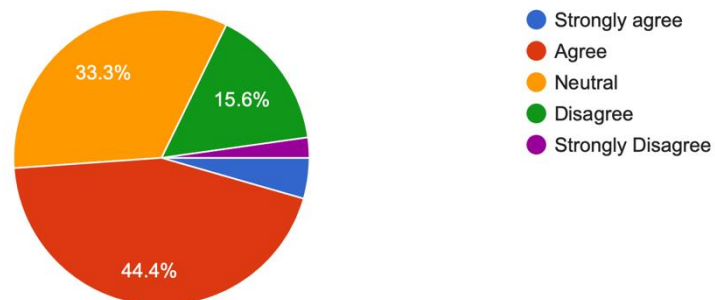
- **Strongly Agree:** 11.1%
- **Agree:** 48.9%
- **Neutral:** 31.1%
- **Disagree:** 7%
- **Strongly Disagree:** 1.9%

A majority (48.9% agree and 11.1% strongly agree) express satisfaction with the quality of food and beverages served in the college canteen.

There is a moderate percentage (31.1%) of neutral responses.

The canteen is neat and hygienic

45 responses



"The canteen is neat and hygienic."

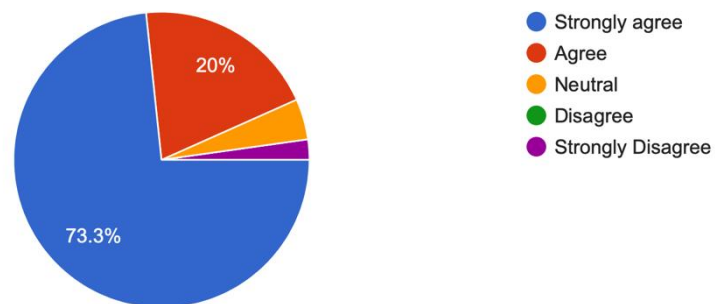
- **Strongly Agree:** 5%
- **Agree:** 44.4%
- **Neutral:** 33.3%
- **Disagree:** 16%
- **Strongly Disagree:** 2%

Insights:

A combined percentage of 50% (44.4% agree and 5% strongly agree) indicates that a majority of respondents find the canteen to be neat and hygienic.

I am proud to be a part of College

45 responses



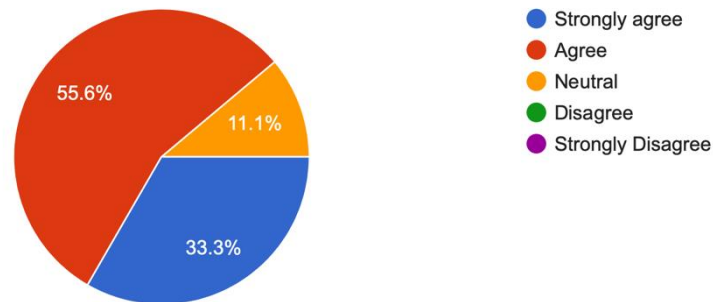
"I am proud to be a part of the college."

- **Strongly Agree:** 73.3%
- **Agree:** 20%
- **Neutral:** 4.7%
- **Strongly Disagree:** 2%

A significant 93.3% express positive sentiments (73.3% strongly agree and 20% agree) about being proud to be a part of the college.

The work atmosphere is Congenial and Harmonious

45 responses



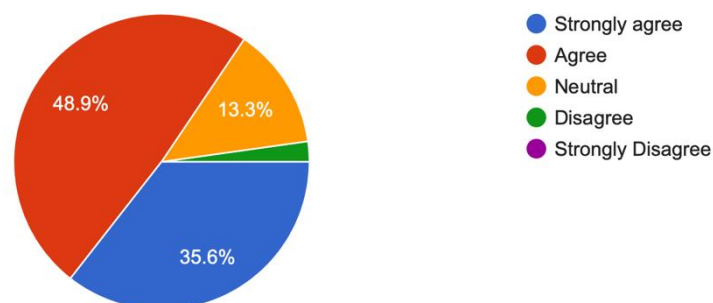
“The work atmosphere as congenial and harmonious. “

- **Strongly Agree:** 33.3%
- **Agree:** 55.6%
- **Neutral:** 11.1%
- **Disagree:** 0%
- **Strongly Disagree:** 0%

The majority of respondents (89%) express positive sentiments, with 33.3% strongly agreeing and 55.6% agreeing that the work atmosphere is congenial and harmonious.

College provides environment for Self Development of Teachers

45 responses



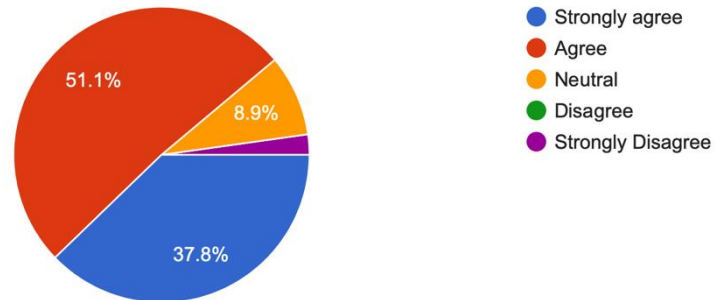
“The college provides an environment conducive to the self-development of teachers.”

- **Strongly Agree:** 35.6%
- **Agree:** 48.9%
- **Neutral:** 13.3%
- **Disagree:** 2.2%
- **Strongly Disagree:** 0%

A majority of respondents (84.5%) express positive sentiments, with 35.6% strongly agreeing and 48.9% agreeing that the college provides an environment for the self-development of teachers.

The accounts department is efficient and helpful

45 responses



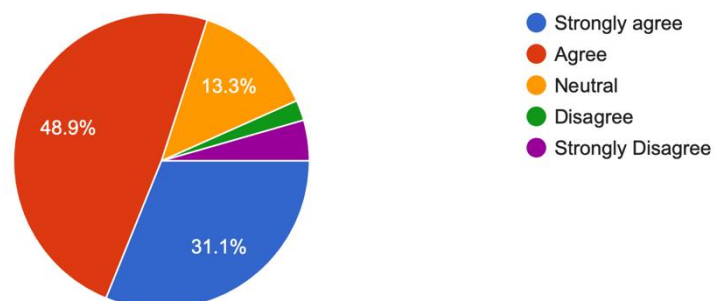
“The accounts department is efficient and helpful”

- **Strongly Agree:** 37.8%
- **Agree:** 51.1%
- **Neutral:** 8.9%
- **Disagree:** 0%
- **Strongly Disagree:** 2.2%

A significant portion of respondents (88.9%) express positive sentiments, with 51.1% agreeing and 37.8% strongly agreeing that the accounts department is efficient and helpful.

There is transparency in the working of the system

45 responses



“There is transparency in the working of the system”

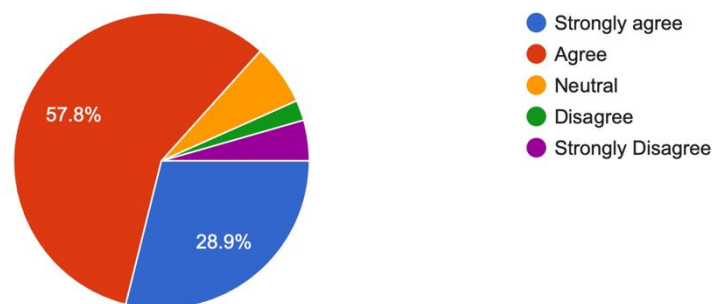
- **Strongly Agree:** 31.1%
- **Agree:** 48.9%

- **Neutral:** 13.3%
- **Disagree:** 2.4%
- **Strongly Disagree:** 4.3%

A combined 80% of respondents (31.1% strongly agree and 48.9% agree) express positive sentiments, indicating a substantial level of perceived transparency in the working of the system.

I feel dealing with Administrative staff is a hassle free process

45 responses



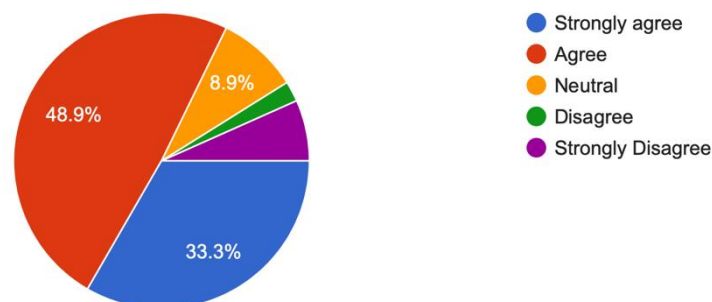
"I feel dealing with administrative staff is a hassle free process"

- **Strongly Agree:** 28.9%
- **Agree:** 57.8%
- **Neutral:** 7%
- **Disagree:** 4%
- **Strongly Disagree:** 2.3%

A combined 86.7% of respondents (28.9% strongly agree and 57.8% agree) indicate a positive sentiment, suggesting that a significant portion finds dealing with the Administrative staff to be a hassle-free process.

The Administrative system of the College is good

45 responses



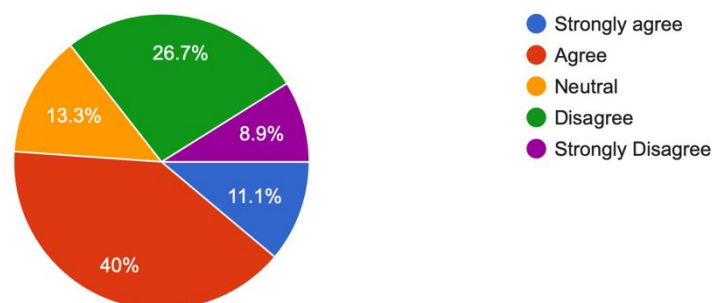
“The administrative system of the college is good”

- **Strongly Agree:** 33.3%
- **Agree:** 48.9%
- **Neutral:** 8.9%
- **Disagree:** 1.9%
- **Strongly Disagree:** 7%

A combined 82.2% of respondents (33.3% strongly agree and 48.9% agree) express a positive perception of the Administrative system, indicating that a majority view it favourably.

The time frame allocated to complete the the course is sufficient

45 responses



“The time frame allocated to complete the course is sufficient”

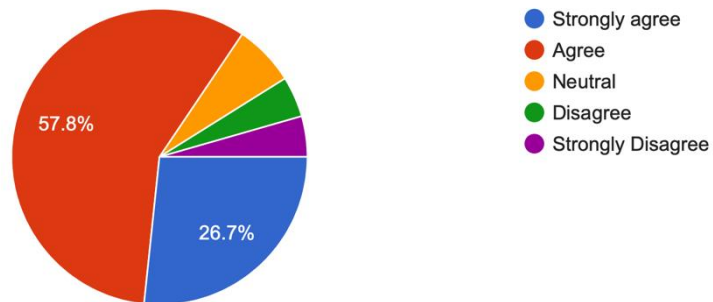
- **Strongly Agree:** 11.1%
- **Agree:** 40%
- **Neutral:** 13.3%
- **Disagree:** 26.7%
- **Strongly Disagree:** 8.9%

A combined 51.1% of respondents (11.1% strongly agree and 40% agree) express a positive perception that the time frame allocated to complete the course is sufficient.

A combined 35.6% express some level of dissatisfaction, with 26.7% disagreeing and 8.9% strongly disagreeing.

Administrative Staff is helpful/Efficient

45 responses



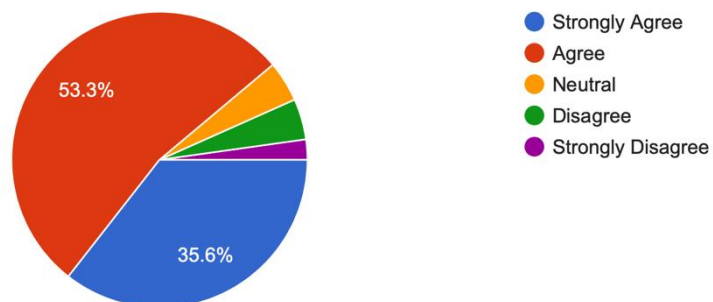
“Administrative staff is helpful/efficient”

- **Strongly Agree:** 26.7%
- **Agree:** 57.8%
- **Neutral:** 7.5%
- **Disagree:** 4%
- **Strongly Disagree:** 4%

A combined 84.5% of respondents (26.7% strongly agree and 57.8% agree) express a positive perception that the administrative staff is helpful/efficient.

The Library staff is helpful/ efficient

45 responses



“The library staff is helpful/efficient”

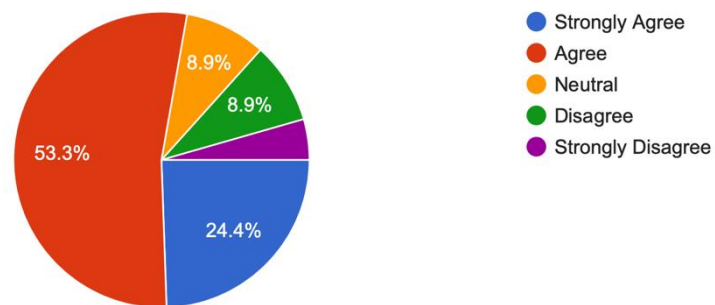
- **Strongly Agree:** 35.6%
- **Agree:** 53.3%

- **Neutral:** 4%
- **Disagree:** 5%
- **Strongly Disagree:** 2.1%

A significant 88.9% of respondents (35.6% strongly agree and 53.3% agree) express a positive perception that the library staff is helpful/efficient.

The system allows teacher to innovate and experiment

45 responses



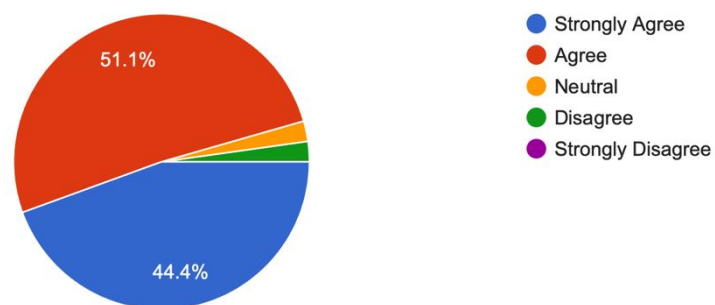
“The system allows teachers to innovate and experiment”

- **Strongly Agree:** 24.4%
- **Agree:** 53.3%
- **Neutral:** 8.9%
- **Disagree:** 8.9%
- **Strongly Disagree:** 4.5%

A combined 77.7% of respondents (24.4% strongly agree and 53.3% agree) express a positive perception that the system allows teachers to innovate and experiment.

Students are encouraged to respond and interact in the class

45 responses



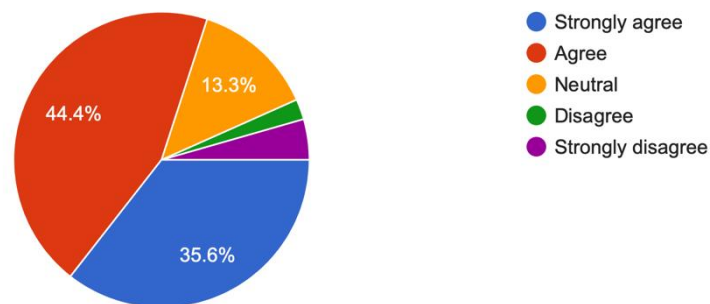
“Students are encouraged to respond and interact in the class”

- **Strongly Agree:** 44.4%
- **Agree:** 51.1%
- **Neutral:** 2.25%
- **Disagree:** 2.25%
- **Strongly Disagree:** 0%

A majority of respondents (44.4% strongly agree and 51.1% agree) express a positive perception that students are encouraged to respond and interact in the class. This suggests an overall supportive and participatory learning environment.

The evaluation criterion is relevant and fair

45 responses



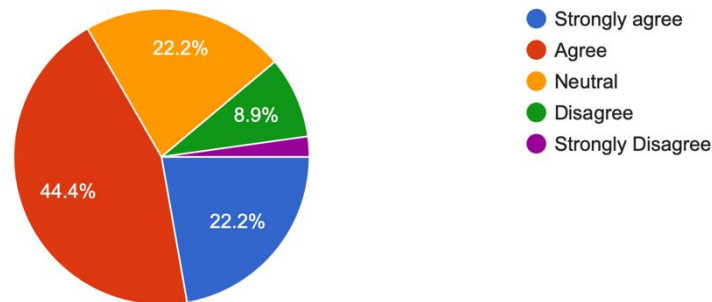
“The evaluation criterion is relevant and fair”

- **Strongly Agree:** 35.6%
- **Agree:** 44.4%
- **Neutral:** 13.3%
- **Disagree:** 2%
- **Strongly Disagree:** 5.6%

A combined 80% of respondents (35.6% strongly agree and 44.4% agree) express a positive perception that the evaluation criterion is relevant and fair. This indicates a general satisfaction with the assessment methods used.

Sufficient reading materials is available for the course in the library

45 responses



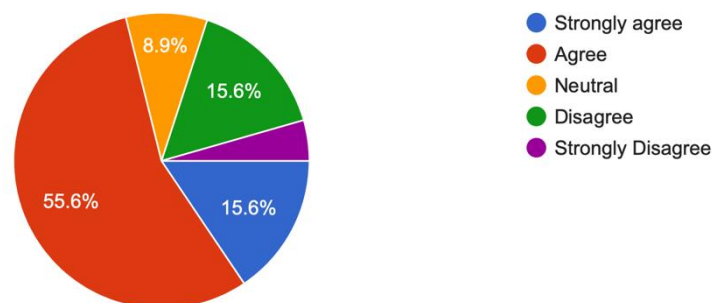
“Sufficient reading materials is available of for the course in the library”

- **Strongly Agree:** 22.2%
- **Agree:** 44.4%
- **Neutral:** 22.2%
- **Disagree:** 8.9%
- **Strongly Disagree:** 2.3%

A combined 66.6% of respondents (22.2% strongly agree and 44.4% agree) express satisfaction with the availability of sufficient reading materials in the library. This indicates a positive perception regarding the resources provided.

The course structure is compatible with the level of students

45 responses



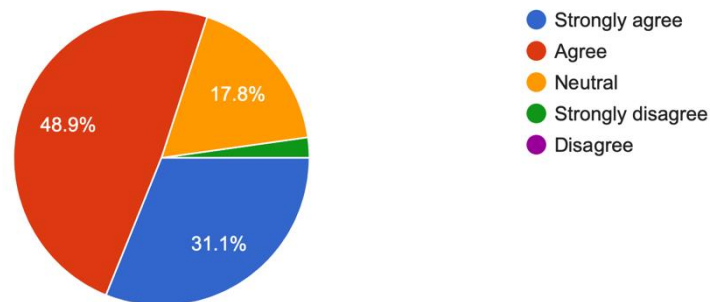
“The course structure is compatible with the level of students”

- **Strongly Agree:** 15.6%
- **Agree:** 55.6%
- **Neutral:** 8.9%
- **Disagree:** 15.6%
- **Strongly Disagree:** 4.3%

A combined 71.2% of respondents (15.6% strongly agree and 55.6% agree) express satisfaction with the compatibility of the course structure with the level of students. This suggests that a majority find the course structure suitable.

Students are active and responsive in Class

45 responses



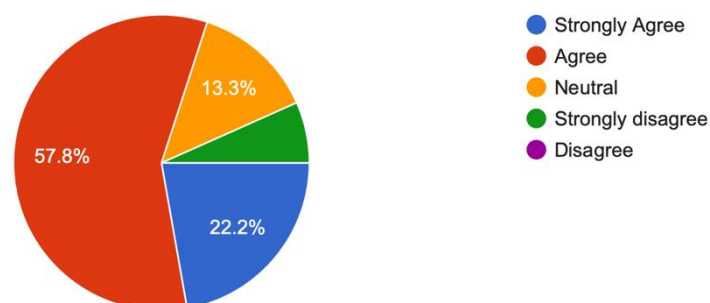
“ Students are active and responsive in class”

- **Strongly Agree:** 31.1%
- **Agree:** 48.9%
- **Neutral:** 17.8%
- **Disagree:** 0%
- **Strongly Disagree:** 2.2%

A combined 80% of respondents (31.1% strongly agree and 48.9% agree) indicate a positive perception of students being active and responsive in class. This suggests a generally favourable level of engagement among students.

Students are career oriented

45 responses



“Students are career-oriented”

- **Strongly Agree:** 22.2%

- **Agree:** 57.8%
- **Neutral:** 13.3%
- **Disagree:** 0%
- **Strongly Disagree:** 6.7%

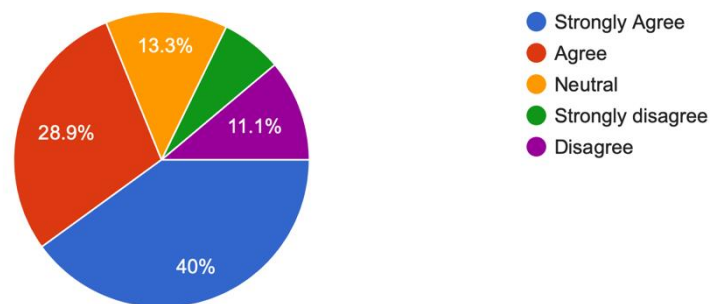
Insights:

A combined 80% of respondents (22.2% strongly agree and 57.8% agree) indicate a positive perception of students being career-oriented. This suggests that a significant majority of respondents believe students in the college have a strong focus on their careers.

Time Period: July 2022- January 2023

Is the Principal supportive

45 responses



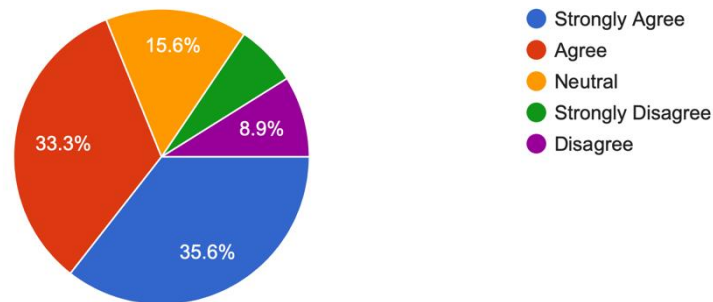
“Is the principal supportive”

- **Strongly Agree:** 40%
- **Agree:** 28.9%
- **Neutral:** 13.3%
- **Disagree:** 11.1%
- **Strongly Disagree:** 6.7%

A combined 69% of respondents (40% strongly agree and 28.9% agree) express positive perceptions of the Principal being supportive. This suggests a strong overall positive sentiment towards the Principal's supportiveness.

Is the Principal accessible

45 responses



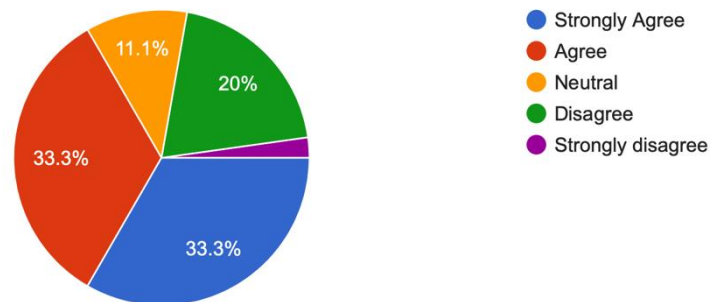
“Is the principal accessible”

- **Strongly Agree:** 35.6%
- **Agree:** 33.3%
- **Neutral:** 15.6%
- **Disagree:** 8.9%
- **Strongly Disagree:** 6.6%

A combined 69% of respondents (35.6% strongly agree and 33.3% agree) express positive perceptions regarding the Principal's accessibility. This suggests a strong overall positive sentiment towards the Principal being accessible.

Is the Principal open to suggestions

45 responses



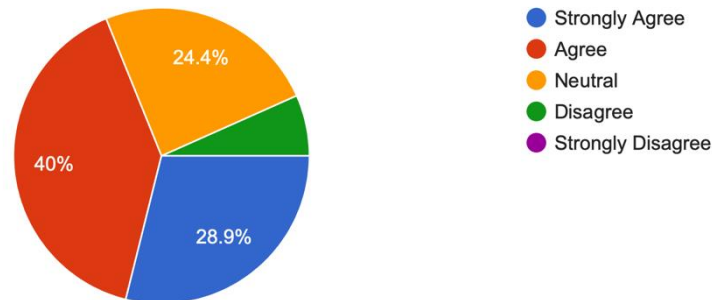
“Is the principal open to suggestions”

- **Strongly Agree:** 33.3%
- **Agree:** 33.3%
- **Neutral:** 11.1%
- **Disagree:** 20%
- **Strongly Disagree:** 2.3%

A combined 66.6% of respondents (33.3% strongly agree and 33.3% agree) express positive sentiments regarding the Principal being open to suggestions. This is a favourable indication of an open and collaborative leadership style.

Is the governing body supportive?

45 responses



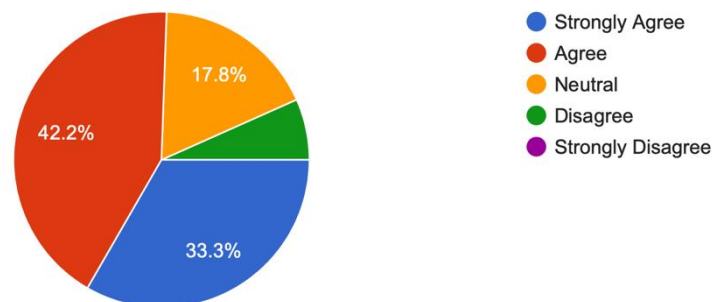
“Is the governing body supportive”

- **Strongly Agree:** 28.9%
- **Agree:** 40%
- **Neutral:** 24.4%
- **Disagree:** 6.7%

A combined 68.9% of respondents (28.9% strongly agree and 40% agree) perceive the governing body as supportive. This is a positive indication of confidence and support in the leadership of the governing body.

Is the governing body responsive

45 responses



“Is the governing body is responsive”

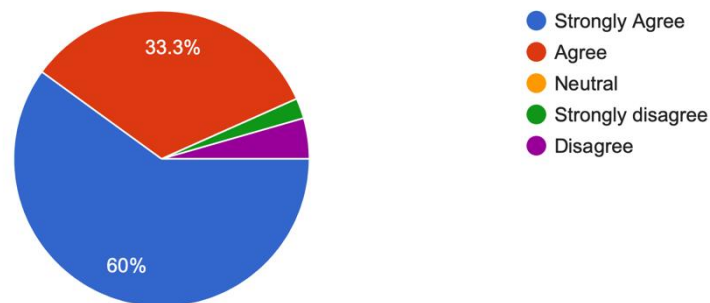
- **Strongly Agree:** 33.3%
- **Agree:** 42.2%
- **Neutral:** 17.8%
- **Disagree:** 6.7%

A combined 75.5% of respondents (33.3% strongly agree and 42.2% agree) perceive the governing body as responsive. This is a positive indication of effective communication and engagement.

Time Period: February 2023- June 2023

Is the Principal supportive

45 responses



“Is the principal supportive”

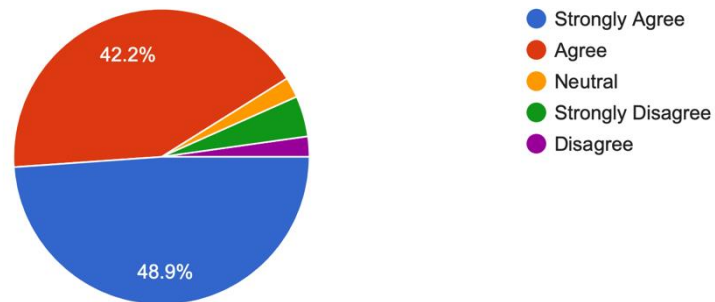
Principal's supportiveness is overwhelmingly positive. Here is a summary of the responses:

- **Strongly Agree:** 60%
- **Agree:** 33.3%
- **Disagree:** 5%
- **Strongly Disagree:** 1.7%

A significant majority of 93.3% (60% strongly agree and 33.3% agree) view the Principal as supportive. This is a strong indication of positive leadership and support from the Principal.

Is the Principal accessible

45 responses



“Is the principal accessible”

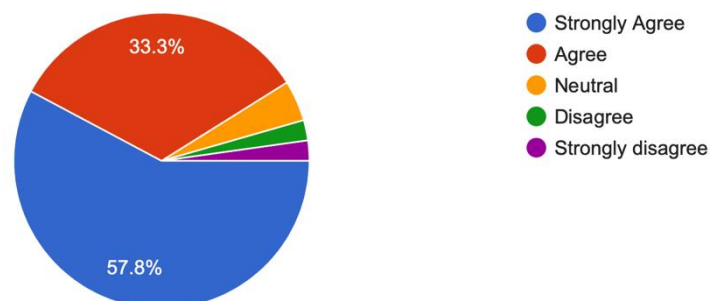
Principal's accessibility is overwhelmingly positive. Here is a summary of the responses:

- **Strongly Agree:** 48.9%
- **Agree:** 42.2%
- **Neutral:** 1.4%
- **Disagree:** 5%
- **Strongly Disagree:** 2.5%

A significant majority of 91.1% (48.9% strongly agree and 42.2% agree) view the Principal as accessible. This is a positive indicator of open communication and availability.

Is the Principal open to suggestions

45 responses



“Is the Principal open to suggestions”

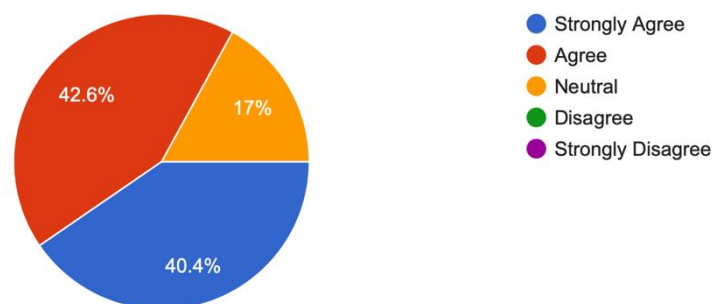
- **Strongly Agree:** 57.8%
- **Agree:** 33.3%

- **Neutral:** 5%
- **Disagree or Strongly Disagree:** 3.9%

A significant majority of 91.1% (57.8% strongly agree and 33.3% agree) view the Principal as being open to suggestions. This positive feedback is indicative of a collaborative and receptive leadership approach.

Is the governing body supportive?

47 responses

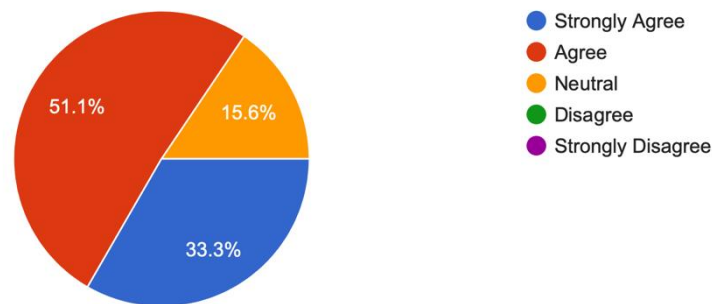


“Is the governing body supportive”

- **Strongly Agree:** 40.4%
- **Agree:** 42.6%
- **Neutral:** 17%
- **Disagree or Strongly Disagree:** 0%

A significant majority of 83% (40.4% strongly agree and 42.6% agree) view the governing body as being supportive. This positive feedback indicates a positive relationship and support from the governing body.

Is the governing body responsive
45 responses



“Is the governing body responsive”

The governing body being responsive is overwhelmingly positive. Here is a summary of the responses:

- **Strongly Agree:** 33.3%
- **Agree:** 51.1%
- **Neutral:** 15.6%
- **Disagree or Strongly Disagree:** 0%

A significant majority of 84.4% (33.3% strongly agree and 51.1% agree) view the governing body as being highly responsive. This positive feedback suggests that the governing body is actively engaged and responsive to the needs and concerns of the institution.

None of the respondents provided a disagree or strongly disagree response, indicating a lack of negative perception regarding the governing body's responsiveness.

.....

In conclusion, the feedback obtained from 45 teachers at Bharati College provides a rich tapestry of perspectives that illuminates the strengths and areas for growth within the institution.

The survey highlights the commendable aspects of Bharati College, including a positive work atmosphere, efficient administrative support, and a commitment to fostering a congenial environment for both teachers and students. While the majority of respondents expressed satisfaction with various facets of the college, there are, of course, specific areas that could benefit from further attention and enhancement.

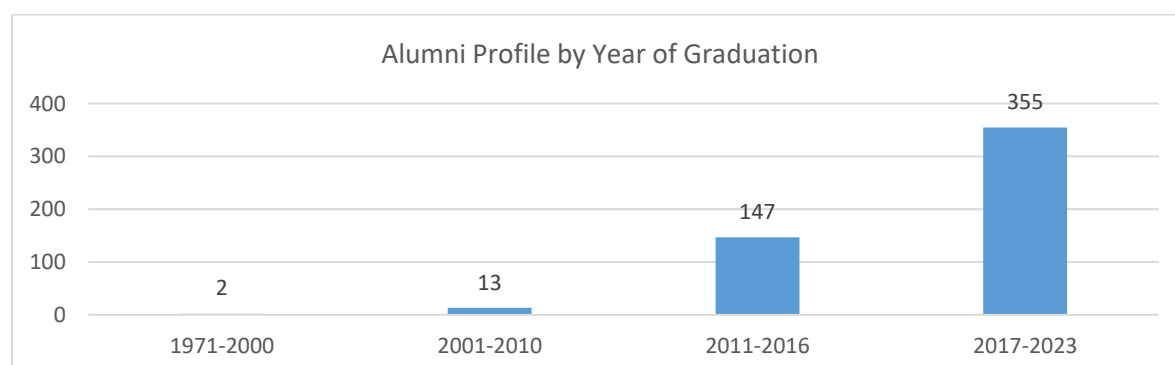
Alumni Feedback Report 2022-23

Alumni feedback has put an emphasis on the need for involvement of students in the quality assurance of higher education. The Alumni Committee at Bharati College always attempts to get a periodic and formative feedback from our former students that can provide a holistic assessment of our students' performance and evaluation of the existing practices, teaching learning activities and enhancement of skills in students. The objective of the feedback mechanism is to correctly gauge the impact of all the efforts taken by the institution on the development of students as professionals in the field of their choice. Bharati College aims to offer the best possible environment and learning experience to encourage students to perform to their full potential for academic achievement. The role and importance of alumni feedback is immense and helps the college to evaluate its policies and services and make changes as per the requirements of its stakeholders.

The reputation of an educational institution lies on its students. The reputation grows when an institution keeps producing successful graduates who become professionals in their fields. Therefore, the alumni committee at Bharati College has been carrying out active engagement with their alumni and also maintains a database of its alumni. The alumni committee organizes events like an Alumni meet annually to keep a track of the former students and their achievements. College conducted the annual Alumni Meet for academic year 2022-23 on 7th May 2023. The event involved a special performance by its distinguished alumna Maithili Thakur who has been awarded Atal Mithila Samman by the Government of India.

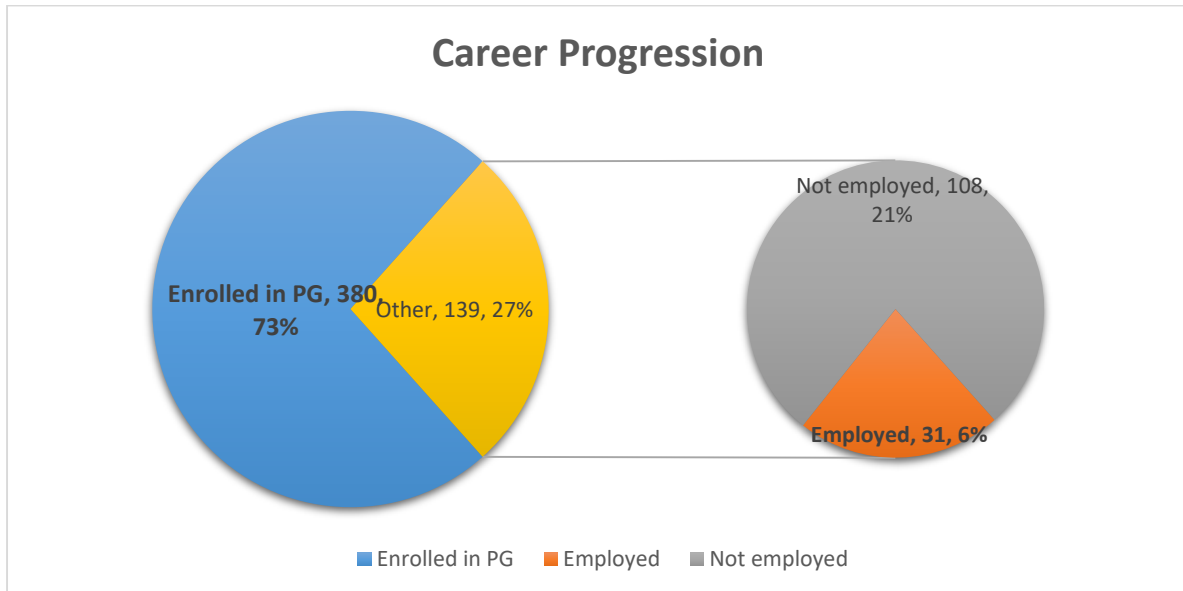


The Alumni responses have been received from 519 students also including some students from the oldest batches passed out from college. More than 160 students from batches prior to the year 2016 have been reached for their feedback. Also, more than 350 students from batches later than 2016 are reached for feedback, which is significant to gauge the current situation of the college.

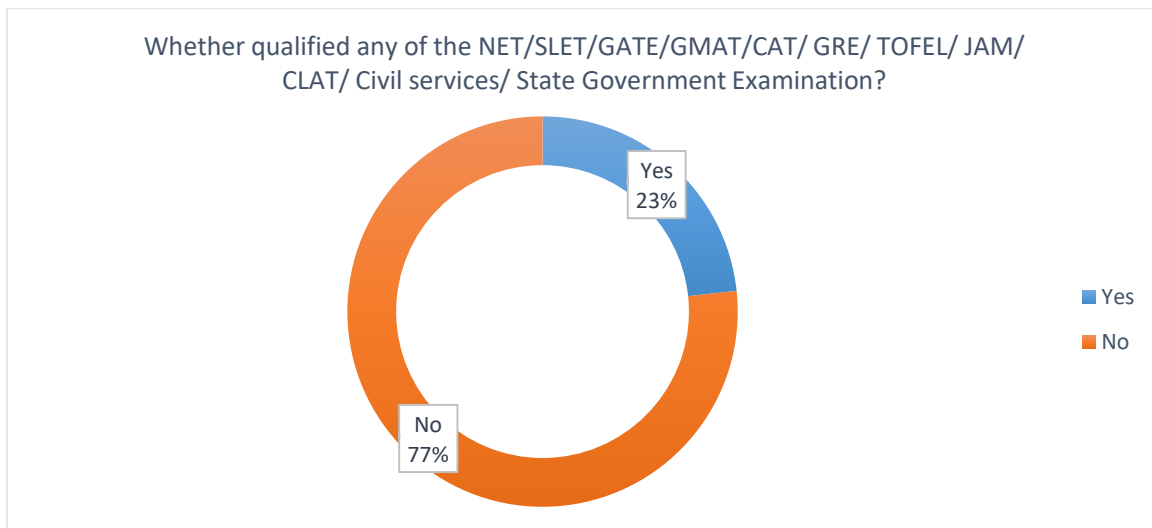


Analysis of Alumni Feedback

According to the feedback generated from over 500 students, on an average 73% students have gone up the career ladder by enrolling into some post-graduate or other professional courses. These courses range from Masters in various discipline like English, Commerce, Sanskrit, Psychology, History, Hindi, Finance, Business Administration, Education, Law, Mass Communication, Public Administration, etc. Besides, of those 27% who did not enrol in any post-graduate course, 6% students went on to successfully seek employment.

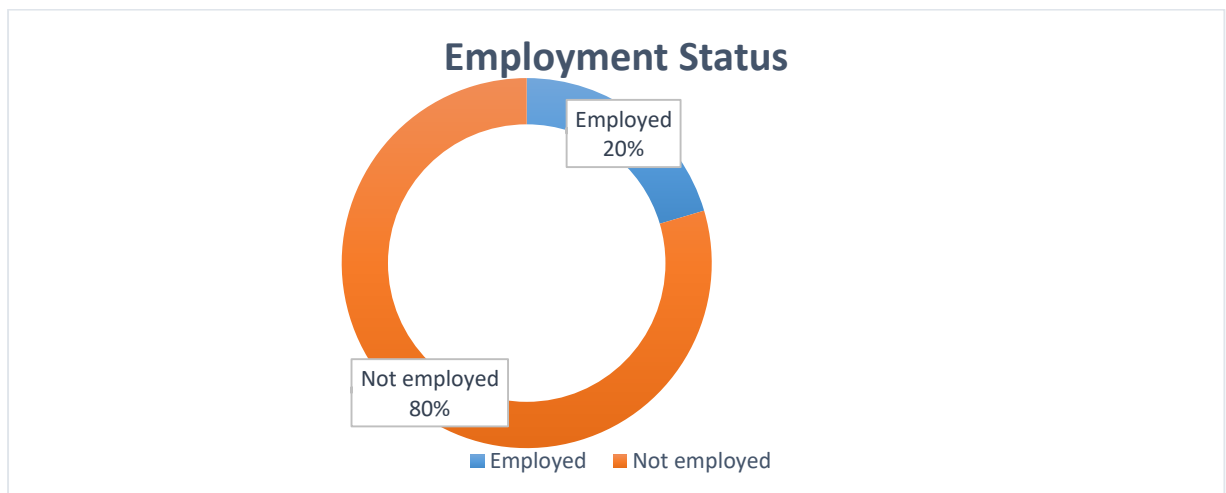


In addition to this, several students have qualified one or more of the NET/SLET/GATE/GMAT/CAT/ GRE/ TOFEL/ JAM/ CLAT/ Civil services/ State Government Examinations. Out of the 519 responses, 121 students reported to have cleared one the above said examinations.

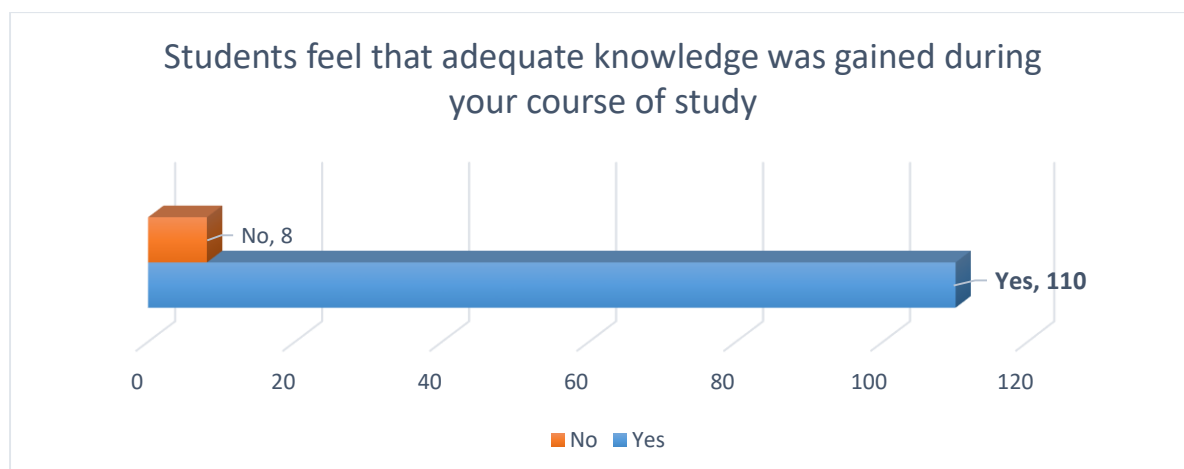


The students of Bharati College have been employed by some renowned employers across Academia, Banking sector and Private Sector Corporations. Students have Bharati College have found their place across sectors ranging from Media, Hospitality, Commerce, Finance, Education, Banking, Public Administration, Business Analytics, etc. Of the total 519 responses, around 20% students have reported to be already employed.

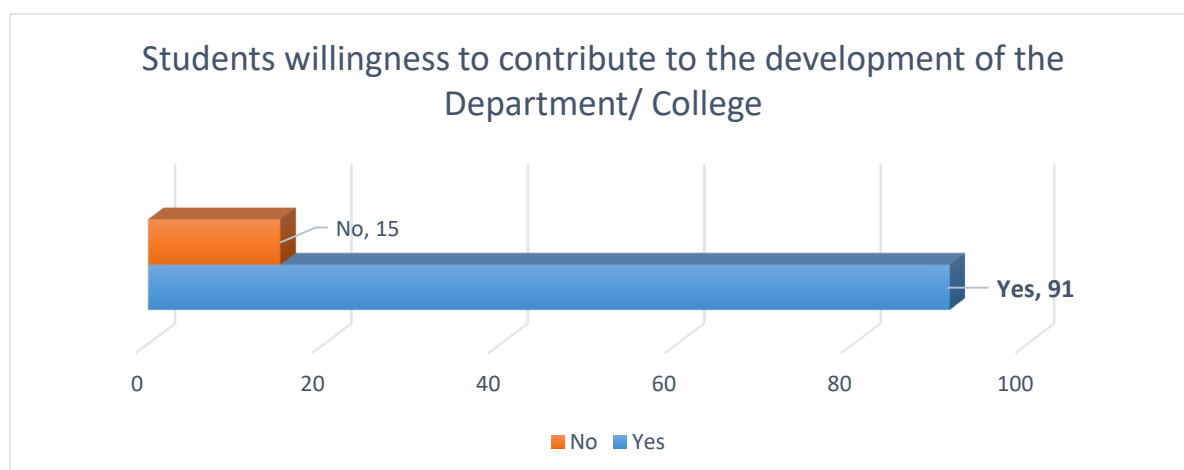
List of Some Renowned Employers of students of Bharati College		
<i>Multi-National Corporations</i>	<i>Academia</i>	<i>Banks</i>
Accenture Operations	Bharati College	American Express
Archies Ltd.	Bhatnagar international School	Bank of America
Citi Corp Services India Pvt Ltd	Delhi International School	Bank of baroda
CNX GOOGLE	Kidzee play school	Canara Bank
Ernst and Young	Satyawati Eve. College	Citi Bank
Genpact Pvt Ltd	Scholars Global School	State Bank of India
India Today	Shaheed Bhagat Singh College	SyndicateBank
Indiamart	St. Gregorios school	
KPMG	St. Thomas School	
Marriott International	Vishal bharati school	
Mcube financial		



Overall, alumni feedback clearly depicts that students are well satisfied with the teaching methodology and the curriculum development in the college. Students were satisfied with guidance and mentoring by the teachers in the college. Overall, 93% students felt that adequate knowledge was gained during course of study at the Bharati College.



Moreover, the Alumni of Bharati College connect to the college, and around 86% alumni students are willing to contribute towards the development of their department and college.



Majority of the alumni stated that they are satisfied that the college is able to maintain a fair balance between academics and co-curricular activities.

Another important suggestion from the Alumni has been to increase focus on imparting practical knowledge, software skills, and project based learning. The curriculum being taught henceforth, is guided by the New Education Policy, and it very well takes care of these requirements in academic learning of the students.